




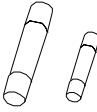


NO.3 Function Parameters

Function Introduction	
No.	Function Description
1	Smart remote control with fullfunction(speed, frequency, horizontal angle, spin).
2	The remote control is clear and easy to operate with LCD screen.
3	You can realize different modes of training by intelligent programming.
4	High performance of photoelectric sensors makes the machine runs more stably and reliably.
5	You can achieve the unique digging function by setting different speed, spin and relevant angle.
6	Remote control with different vertical and horizontal elevation, arbitrary choice of placement.
7	Random function.
8	Spin and speed adjustment.
9	Remote control with different vertical elevation of two line function (wide,middle,narrow), three line functions.
10	One button to choose six kinds of cross-line ball.
11	One button to choose different horizontal ball.
12	One button to choose different vertical elevation ball.
13	The key components: shooting wheels and the main motor with high quality materials are durable,motor service life can be up to 10 years.
14	Ball capacity:30 pcs.
15	Intelligent converter 100--240V,suitable for any country.

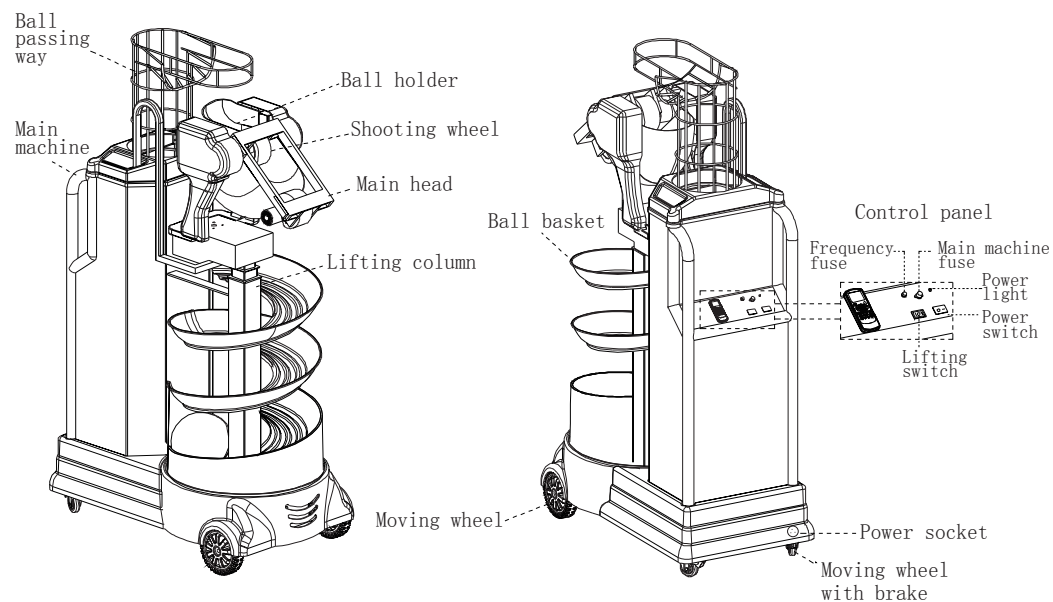
Product Parameters			
Power	160W	Ball capacity	30pcs
Frequency	4-6.5 sec/ball	Weight	170KG

NO.1 Spare parts list

Please check the spare parts according to the following list when unpacking the machine.

					
1	2	3	4	5	6
Power adapter	Remote control	Battery for remote control	Fuse	L-shape ball passing way	Straight ball passing way

Construction



Installation steps

Installation of ball passing way

There are 3 fastener in the connection position of L-shape and straight ball passing way.Please align and fasten well.

